



# E3 METALS CORP

TSX-V: **ETMC**

OTC: **EEMMF**

FSE: **OU7A**

February 2022

## Company Overview:

E3 Metals is a lithium company with the goal of producing battery-quality lithium products to power the growing electrical revolution.

E3 Metals is developing the Clearwater Project on the backbone of the mature and sophisticated oil industry that will allow the Company to catapult its development.

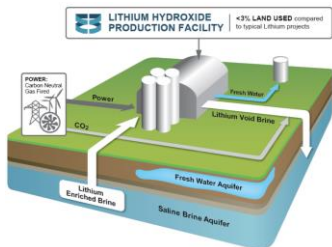
## Vision:

To be a global leader in responsibly-sourced lithium, fueling the global transition towards a brighter energy future.

## Unique Strengths:

**Proprietary Tech:** Direct Lithium Extraction (DLE) technology to extract lithium from the Alberta brines

- ✓ Zero Carbon Emissions
- ✓ Zero Tailings
- ✓ Zero Fresh Water
- ✓ Minimal Land Use



**Resource:** Delineated the 7th largest lithium resource globally with significant room for growth.

## Capitalization Overview:

As of January 18, 2022

|                               |          |
|-------------------------------|----------|
| Share Price                   | \$2.82   |
| Cash Balance <sup>1</sup>     | \$17.0M  |
| Daily Trading Volume          | ~370,000 |
| Market Cap                    | \$163M   |
| Shares Outstanding            | 57.8M    |
| Options & Warrants            | 10.5M    |
| Value of Unexercised Warrants | \$10M    |

<sup>1</sup> Excluding the remaining \$1.3M grant announced in the April 1, 2021 news release

## Reasons To Buy:



**Secure Domestic Lithium Supply for Twenty Years**



**High Purity Green Extraction Technology**

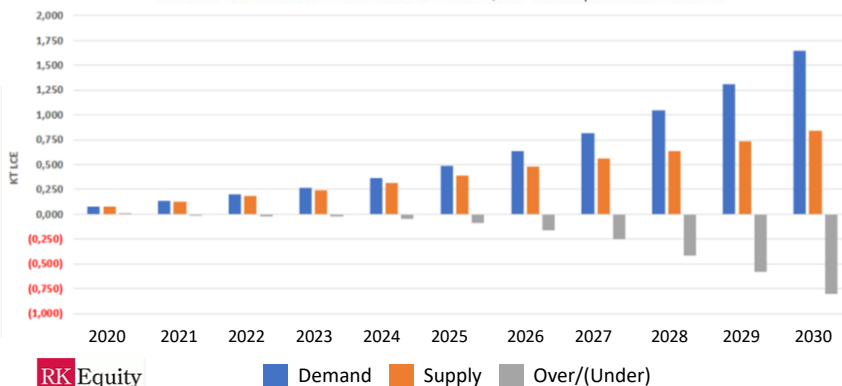


**Pure Lithium Play on Battery and Electric Vehicle Markets**

## Lithium Market:

Lithium demand increasing as price of battery electric vehicles (BEV) becomes more competitive with internal combustion engines (ICE)

BATTERY-GRADE LITHIUM HYDROXIDE - RK EQUITY SUPPLY/DEMAND TO 2030



**Increasing Supply-Demand Gap for Lithium Hydroxide**

**Strong demand growth** expected from EV sales and battery capacity growth  
**Lithium pricing set to increase** as demand is expected to outstrip supply  
**Anticipated supply constraints** likely to coincide with E3's planned production

## Preliminary Economic Assessment:

| Clearwater Project         | Value  | Unit       |
|----------------------------|--------|------------|
| Production                 | 20,000 | t/year LHM |
| Project Life               | 20     | Years      |
| Average Selling Price      | 14,079 | USD/t LHM  |
| Cash Operating Costs       | 3,656  | USD/t      |
| Average Annual EBITDA      | 208.6  | USD        |
| Payback Period (After-Tax) | 3.4    | Years      |

**\$1.1B NPV<sub>8%</sub>**  
(Pre-Tax) – 32% IRR

**\$820M NPV<sub>8%</sub>**  
(After-Tax) 27% IRR

\$602M Initial CAPEX

\$3,656/tonne OPEX

Refer to E3 Metals' News Announcement, November 16, 2020

The PEA is preliminary cost estimate and includes inferred mineral resources that are considered to geologically speculative to have the economic considerations applied to them that would enable them to be categorized as mineral reserves. There is no certainty the Clearwater Project outlined by the PEA will be realized.



## Milestones & Catalysts:

### 2019-2021

- ✓ Worked with Livent under a joint development program
- ✓ Released PEA on Clearwater Lithium Project, the first globally for an oil-field lithium brine, in November 2020
- ✓ Completed an aggregate \$14.3M fund raise, plus an additional \$1.8M grant for pilot development
- ✓ E3 Metals begins trading on OTCQX Market – Oct 2021
- ✓ DLE Technology – Lab pilot prototype initial tests deliver 97% lithium recoveries – Dec 2021

### Road to Commercialization 2022-2023

- Complete field-based pilot plant
- Drill program to upgrade from Inferred to Measured & Indicated Resource
- Determine optimal location for commercial operations
- Begin Pre-Feasibility Study (“PFS”)
- Detailed Engineering Design
- Complete PFS

Completion of these milestones are subject to financing and continued success in project development.

## Leadership:

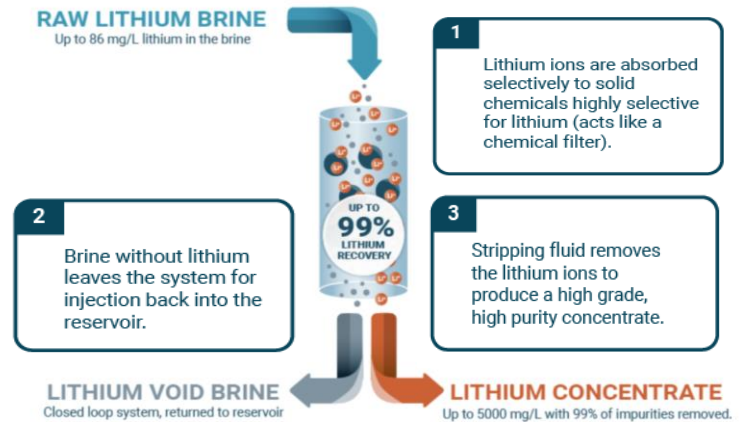


**Chris Doornbos, P.Geo**  
President | CEO | Director  
Founder of E3 Metals, industry expert specializing in the development of major projects, capital raising and M&A.



**Raymond Chow, CPA, CA**  
Chief Financial Officer  
Over 17 years of finance & accounting experience in entrepreneurial high growth companies, banking and corporate advisory services.

## Competitive Advantage DLE Technology:



### Engineered For Purity

- Reduces impurities by over 99%

### High Efficiency

- Low energy and high recovery

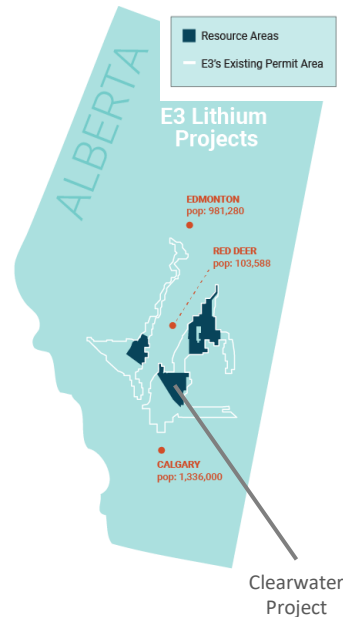

### Rapid Extraction

- Shortens lithium extraction to hours

### Enables Direct Lithium Hydroxide Production

## Direct Lithium Extraction (DLE) Technology:

- 7,000,000 Tonnes Inferred LCE<sup>1</sup> already identified
- 7<sup>th</sup> Largest Resource Globally
- Ability to Expand Resources Across the Leduc and Nisku



## Industry Friendly Jurisdiction The Alberta Advantage

Stable and Mature  
Oil & Gas  
Regulatory Regime

Available  
Infrastructure and  
Expertise

Government  
Supportive  
of Economic  
Diversification

This presentation contains forward-looking statements regarding E3 Metals Corp. (“E3 Metals” or “the Company”) and the potential of its current and future projects. Generally, forward-looking statements can be identified by the use of forward-looking language such as “plans”, “expects”, “budgets”, “schedules”, “estimates”, “forecasts”, “intends”, “anticipates”, “believes”, or variations of such words and phrases, and statements that certain actions, events or results “may”, “could”, “would”, “might”, “will be taken”, “will occur” or “will be achieved”. Forward-looking statements are based on the opinions and estimates of E3 Metals as of the date such statements are made. Forward-looking statements are subject to known and unknown risks, uncertainties and other factors that may cause the actual results, performance or achievements of E3 Metals to be materially different from those expressed or implied by such forward-looking statements, including, but not limited to, risks related to: E3 Metals’ ability to effectively implement its planned exploration programs; unexpected events and delays in the course of E3 Metals’ exploration and drilling programs; changes in project parameters as plans continue to be refined; the ability of E3 Metals to raise the capital necessary to conduct its planned exploration programs and to continue exploration on its properties; the failure to discover any significant amounts of lithium or other minerals on any of E3 Metals’ properties; the fact that E3 Metals’ properties are in the exploration stage and exploration and development of mineral properties involves a high degree of risk and few properties which are explored are ultimately developed into producing mineral properties; the fact that the mineral industry is highly competitive and E3 Metals will be competing against competitors that may be larger and better capitalized, have access to more efficient technology, and have access to reserves of minerals that are cheaper to extract and process; the fluctuations in the price of minerals and the future prices of minerals; the fact that if the price of minerals decreases significantly, any minerals discovered on any of E3 Metals’ properties may become uneconomical to extract; the continued demand for minerals and lithium; the fact that resource figures for minerals are estimates only and no assurances can be given that any estimated levels of minerals will actually be produced; governmental regulation of mining activities and oil and gas in Alberta and elsewhere, including regulations relating to prices, taxes, royalties, land tenure, land use, importing and exporting of minerals and environmental protection; environmental regulation, which mandate, among other things, the maintenance of air and water quality standards and land reclamation, limitations on the general, transportation, storage and disposal of solid and hazardous waste; environmental hazards which may exist on the properties which are unknown to E3 Metals at present and which have been caused by previous or existing owners or operators of the properties; reclamation costs which are uncertain; the fact that commercial quantities of minerals may not be discovered on current properties or other future properties and even if commercial quantities of minerals are discovered, that such properties can be brought to a stage where such mineral resources can profitably be produced therefrom; the failure of plant or equipment processes to operate as anticipated; the inability to obtain the necessary approvals for the further exploration and development of all or any of E3 Metals’ properties; risks inherent in the mineral exploration and development business; the uncertainty of the requirements demanded by environmental agencies; E3 Metals’ ability to hire and retain qualified employees and consultants necessary for the exploration and development of any of E3 Metals’ properties and for the operation of E3 Metals’ business; and other risks related to mining activities that are beyond E3 Metals’ control. Although E3 Metals has attempted to identify important factors that could cause actual results to differ materially from those contained in the forward-looking statements in this presentation, there may be other factors that cause results not to be as anticipated, estimated or intended. There can be no assurance that such statements will prove to be accurate, as actual results and future events could differ materially from those anticipated in such statements. Accordingly, readers should not place undue reliance on forward-looking statements contained in this presentation. E3 Metals does not undertake to update any forward-looking statements except in accordance with applicable securities laws. Chris Doornbos (P.Geo), President, CEO and a Director of E3 Metals Corp., is a Qualified Person as defined by National Instrument 43-101 and has read and approved the technical information contained in this presentation. **References:** 1. Inferred Minerals Resources outlined in NI 43-101 report for Clearwater Lithium Project PEA, Rocky Resource Area and Exshaw Resource Area. NI 43-101 Report and News Release can be found on E3 Metals’ website ([www.e3metalscorp.com](http://www.e3metalscorp.com)) or SEDAR ([www.sedar.com](http://www.sedar.com)).

Forward looking statements are contained in this document. For more information please visit: <https://www.e3metalscorp.com/disclaimer>